tcs®
Flexible Partials

for happier patients

CHOOSE TCS

Superior Quality Flexible Partials

Learn how TCS can benefit your practice

About TCS

Thermoplastic Comfort Systems, Inc. (TCS, Inc.) was founded in 2000 and is based in Signal Hill, CA USA. TCS is a certified ISO 13485:2003 company, specializing in the manufacture and distribution of resins, equipment, accessories, and patient maintenance products related to removable dental appliances. TCS partials rapidly gained popularity, in fact, millions of successful TCS partials have been prescribed worldwide.

TCS, Inc. manufactures two thermoplastic resins for the fabrication of flexible partials:
tcs® Unbreakable (nylon based) and iFlex (polyolefin based).

MILLIONS OF SUCCESSFUL TCS PARTIALS
HAVE BEEN PRESCRIBED WORLDWIDE

ISO 13485:2003 Certified

tcs® Unbreakable

Insurance Codes

D5211 Upper **D5212** Lower

Why Choose TCS?

Quality You Can Trust

tcs® Unbreakable and iFlex resins are manufactured in the USA from the highest quality materials and under a strict quality management system that meets ISO 13485:2003 requirements.

Lightweight and Comfortable

TCS resins have properties that allow partials to be fabricated very thin without compromising durability, making them very comfortable for the patient.

Aesthetic

TCS resins are manufactured to blend naturally with the surrounding tissue and gums. A well designed and fabricated TCS partial denture will be unnoticeable in the patient's mouth.

Biocompatible

tcs® Unbreakable and iFlex are biocompatible, and ideal for patients who are allergic to monomers found in acrylic dentures.

Younger patients appreciate the natural look of TCS flexible partials.

Oral Arts Dental Lab
1-800-354-2075

Affordable

Patients searching for an aesthetic solution without the cost associated with crown/bridge or implants can benefit from this type of restoration without compromising aesthetics. Additionally, TCS flexible partials are very popular as a transitional appliance during the healing period for implants.

FLEXIBLE

TCS partials offer the ideal degree of flexibility, and patients find the adjustment period much smoother when compared to conventional partial dentures.

NON-INVASIVE

Unlike permanent tooth replacement options, such as crown/bridge and implants, TCS partials are non-invasive, making them ideal for patients with a low threshold for pain and/or the very elderly. The unique characteristics of TCS partials utilize tissue undercuts and portions of abutment teeth for retention.

PROMOTIONAL ITEMS FOR YOUR WAITING ROOM - *No Charge*

We offer free TCS patient education brochures full of helpful information for your patients, as well as posters, and educational videos for your waiting area or to use chairside.

CHOOSE TCS FOR FUNCTIONAL & AESTHETIC METAL-FREE RESTORATIONS YOUR PATIENTS WILL LOVE.

tcs® Unbreakable (aka TCS)

Introduced to the market in 2000.
tcs® Unbreakable is an extremely resilient high performing nylon specifically formulated for the fabrication of removable partial dentures. It provides the patient a comfortable, retentive, unbreakable, and aesthetic appliance that is virtually undetectable in the mouth.

- Lightweight & comfortable
- Aesthetic
- Durable
- Guaranteed unbreakable
- Ideal degree of flexibility
- Stain resistant
- Repairable & rebasable
- Available in four translucent pink shades

SPECIFY tcs® UNBREAKABLE OR TCS ON YOUR LAB SLIP

BPA FREE

Oral Arts Dental Lab

tcs® Unbreakable (aka TCS) Warranty

Lifetime Warranty Against Breakage

- Extensive testing and clinical history has validated that tcs® Unbreakable partials will not break under proper use.
- TCS, Inc. warrants tcs® Unbreakable against breakage or fracture due to defects in the material.
- The warranty does not apply to neglect and/or abuse of the restoration.
- The warranty does not apply to artificial teeth, nor the bond between the artificial teeth and the tcs® Unbreakable material.

Before and After



Tiffany... A young woman in her early thirties from California lost most of her teeth in an automobile accident at the age of 12. Fortunately, Tiffany does not remember the accident, however, she does sadly remember the endless days in the hospital and the five months she attended school with most of her upper teeth missing.

When she finally received her partial denture, she refused to wear it because it felt so awkward. She felt uncomfortable with or without it, it was a no-win situation. After many years of wearing an uncomfortable metal and acrylic partial denture that would constantly break at the most unfortunate moments, Tiffany was finally prescribed a tcs® Unbreakable. Tiffany is excited about finally wearing something she can count on, look great, and feel even better.

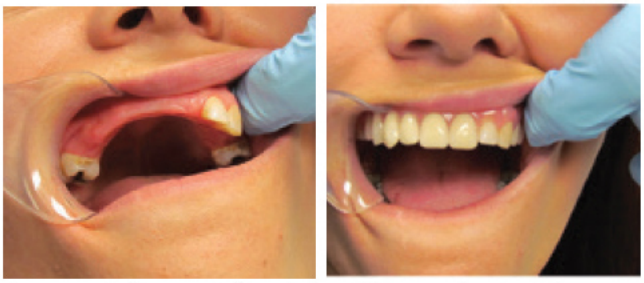

For more before and after stories visit www.tcsdentalinc.com

tcs® Unbreakable and iFlex partials may be prescribed whenever a removable partial denture is considered.

Indications:

- Patients with high aesthetic demands on a budget
- Patients with concerns over metal restorations
- Gingival veneers to mask exposed root surfaces
- Patients with allergies to monomer and nickel
- Ideal transitional restoration during the healing period for implants
- Presence of tori
- Oral cancer
- Cleft palate

Contraindications:

- Full denture
- Immediate application; due to recession, allow 8 to 10 weeks healing time prior to prescribing a TCS restoration

Don't feel limited to these indications. Throughout relationships with dental technicians and doctors, TCS has learned that sometimes even the most "impossible" case can be successfully fabricated. Doctor-technician communication can go a long way.

IN SOME CASES, COMBINATION WITH A METAL SUBSTRUCTURE IS RECOMMENDED:

- Need for a more rigid appliance due to poor tissue support or few remaining teeth
- Free-end saddle with teeth missing from the 1st bicuspid
- Cast rest seats if soft tissue is a concern

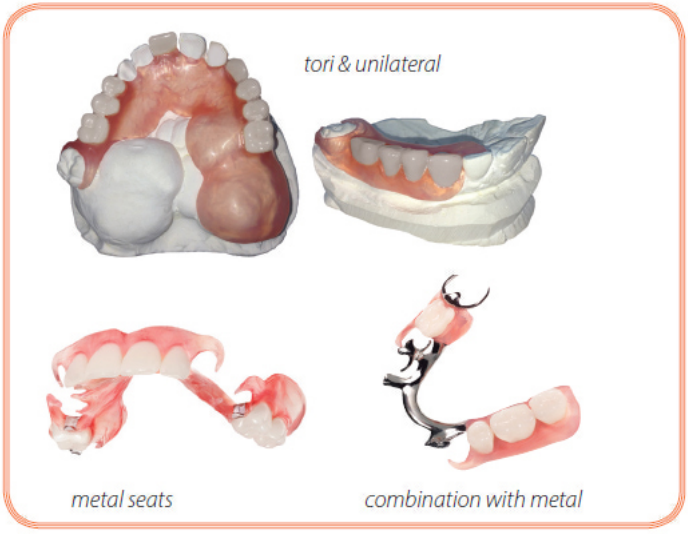

Impression Taking Techniques

One of the many benefits of TCS partials is that little to no tooth preparation is needed. The laboratory only needs a good alginate impression (poured promptly), a counter model and

Shades

- LIGHT PINK Shade 1
- STANDARD PINK Shade 2
- LIGHT-DARK PINK Shade 3 (ethnic shade)
- DARK PINK Shade 4 (ethnic shade)
- NATURAL Shade N (for clasps)

**Shades may vary depending on the thickness of the partial denture.*

Note: iFlex is slightly more translucent than tcs® Unbreakable.

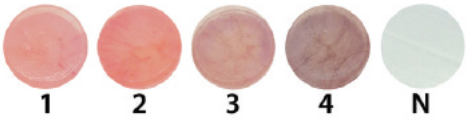

Oral Arts Dental Lab
1-800-354-2075

Completing the Lab Slip

SPECIFY TCS OR IFLEX ON YOUR LAB SLIP

Be sure to request tcs® Unbreakable (aka TCS) or iFlex by name, and do not forget to include the gum shade as well as the tooth shade.

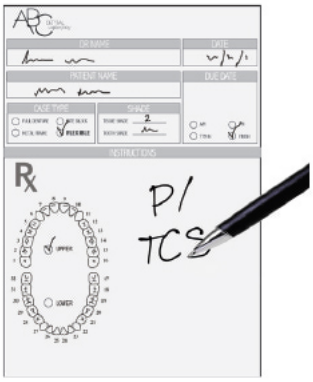
ABC
DR NAME
DATE
PATIENT NAME
DUE DATE
CASE TYPE
SHADE
2
INSTRUCTIONS
Rx
UPPER
LOWER
P/
TCS

Be sure to indicate TCS or iFlex

Receiving the Case from the Laboratory

A genuine TCS or iFlex partial is received with a *1-week supply sample of tcs® Concentrated Dental Appliance Cleaner and TCS patient care instructions *(*USA & Canada only).*

PULL'N'SEAL® SYSTEM
tcs
Thank you for choosing TCS.
CONGRATULATIONS ON YOUR NEW SMILE
Concentrated Dental Appliance Cleaner

Your lab should send you a Patient Care Pamphlet and a 1-week sample of a tcs® Dental Appliance Cleaner along with the complete partial.

Insertion Techniques

- Examine the partial carefully on and off the master model and check the path of insertion.
- Submerge the TCS partial in very hot tap water for approximately one minute.
- The Hot Water Treatment is very important as it allows for a smooth initial insertion and a good adaptation with your patient's natural tissue. (This is only necessary for 1st insertion).
- When the partial cools to a tolerable temperature, gently insert it into the patients mouth. You may choose to spray the partial with TCS Coool Mint Spray prior to initial insertion. See below.



TCS® Coool Mint Spray

ON-THE-GO

Available for patients to use as an on-the-go freshener for their removable dental appliance. Also used by dentist for try-ins and initial insertion for a minty fresh taste experience. *****200 misty sprays***

NOTE: Use hot tap water prior to insertion.

Adjustment Techniques

- If the patient feels pain when biting down (possible reasons):
  - Open bite: check the occlusion and reduce the occlusion accordingly.
  - Overextended flange: reduce the flange accordingly

    Most of the time this will take care of the pain.
- If the patient senses discomfort due to tightness of the clasp, the clasp may be loosened slightly by submerging the part in hot water approximately 30 seconds, removing it and gently bending the clasp outward while holding it underneath running cold tap water. Following the same procedure but bending the clasp inward can also tighten the clasp.
- There are a variety of burs that are specifically designed for thermoplastic materials.

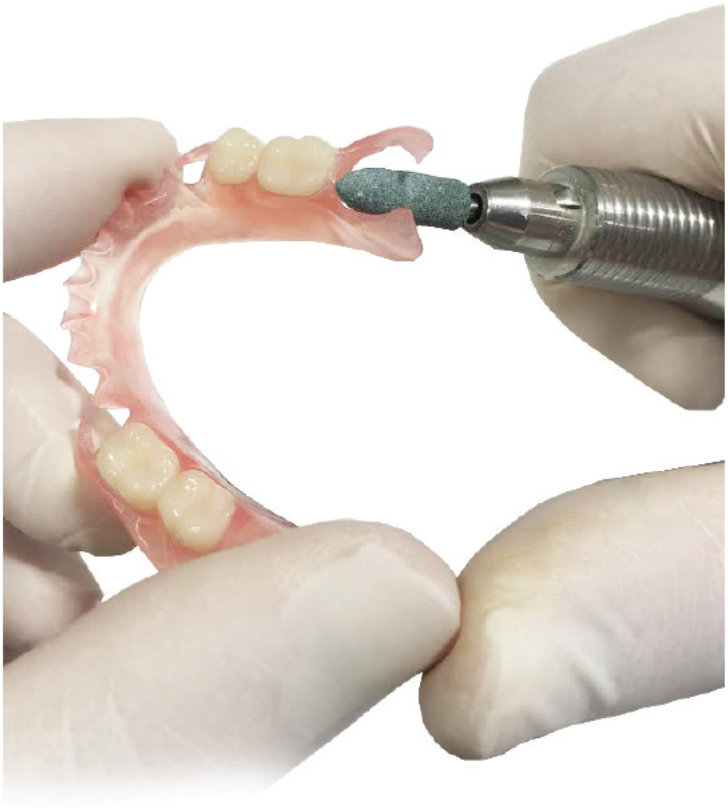

Adjusting tcs® Unbreakable

- Set your hand piece on low speed. Use fast, light scraping back and forth movements to reduce area, be sure to keep the bur in constant motion. Do not use too much pressure as this may burn or distort the restoration.
- Green Mounted Points are ideal for making small adjustments. Brown Rubber Points are used for smoothening after adjustments have been made. Usually the Brown Rubber Point will leave the case smooth and shiny without the necessity to re-polish.
- If there are threads remaining, these can be removed with a sharp blade, we recommend the tcs® Carving Knife.

Do not use the tools that are normally used for conventional removable dentures and partials as they may not be effective on tcs® Unbreakable.

Item #4501-01

Item #4511-01

Item #4510-01

Item #4201-01

Adjusting iFlex

One of the many benefits of iFlex is it's ease to adjust.

- Set your hand piece on low speed. Use fast, light scraping back and forth movements to reduce area, be sure to keep the bur in constant motion.
- NOTE: Use light pressure as iFlex is softer than tcs® Unbreakable and you don't want to eat the material.
- Use carbide burs for making small adjustments and Brown Rubber Points to smooth adjusted areas. These points will leave the case smooth and shiny without the necessity to re-polish.
- If there are threads remaining, these can be removed with a sharp blade, we recommend the tcs® carving knife.

Item #50251G-01

Item #50C25-01

Item #4511-01

Item #4510-01

Item #4201-01

For major adjustments send back to laboratory.

VIEW VIDEOS ONLINE

If needed, remnants of both materials are available to practice adjusting. Call to request.

Preparation for Adding Teeth

tcs® Unbreakable and iFlex can both be repaired. The laboratory will utilize either a welding technique or an injection technique.

- Be sure the partial is free of any pastes or adhesives before taking the impression.
- An alginate impression is taken with the partial in the mouth.
- Remove the impression from the mouth with the partial in the impression.
- Be sure the partial is fully seated in the impression material.
- Immediately pour the model with regular yellow stone.
- Forward to the laboratory with instructions.

Preparation for Rebase

tcs® Unbreakable and iFlex can both be rebased. The laboratory will register the position of the teeth with a plaster matrix and remove the base. A new base will be waxed up and reprocessed using the existing teeth.

In most cases where an overall rebase is needed, the case is jumped into a new base.

- A rubber base impression is taken under the TCS partial in a closed-mouth condition.
- The patient closes his/her mouth gently to ensure correct occlusion as the rubber base is setting.
- Once the rubber base material has set, an alginate impression is taken and the impression is removed from the mouth with the partial and the rubber base in place.
- Carefully examine the partial to ensure that it is positioned correctly in the alginate material.
- Immediately pour the model with regular yellow stone.
- DO NOT separate the partial from the stone model.

- Forward to the laboratory with instructions.

Oral Arts Dental Lab
1-800-354-2075

TIP: Use Hot Water Treatment for re-insertion.

Care for TCS partials

TCS Partials are very easy to care for.

In order to keep them looking and feeling like new, please have your patients follow these simple recommendations:

1. Continue to brush natural teeth and gums as directed.
2. Clean the restorations daily. Simply rinse restoration under warm running water in order to remove any food particles prior to soaking it in the denture cleaner.
3. With a very soft denture brush, brush restoration using water only. Rinse again.
4. Place restoration in tcs® Concentrated Dental Appliance Cleaner for at least 15 minutes per day.
5. It is recommended to keep restoration in water or tcs® Concentrated Dental Appliance Cleaner when not wearing it (when possible).
6. DO NOT use bleach, toothpaste or similar cleaning products as these may scratch or discolor the surface of the partial.

tcs®

CONGRATULATIONS ON YOUR NEW SMILE

This appliance has been made with the highest quality flexible base material to give you a natural and comfortable fit.

To Keep Your Appliance Looking and Feeling Like New, Please follow these simple recommendations:

1. Continue to brush your natural teeth and gums as directed by your dentist.
2. Clean your appliance daily. Simply rinse under warm water for approximately 30 seconds. This is simply to remove any food particles prior to soaking it in the denture cleaner.
3. With a very soft denture brush, brush your appliance using water only. Rinse again.
4. Place your appliance in a denture cleaner for at least minutes daily. We recommend tcs® Concentrated De Appliance Cleaner.
5. When possible, keep your appliance in water or den solution when you are not wearing it.
6. DO NOT use bleach, toothpaste or similar cleaning prod as these may scratch or discolor the surface of your applia

www.tcsdentalinc.com / 866-426-4290

tcs®
Concentrated Dental Appliance Cleaner
Professional Strength
For any type of removable dental appliance.
Order information on reverse.
Mint Flavor!
1 WEEK SUPPLY SAMPLE

Please provide the patient with the Patient Care Instructions along with the tcs® Fresh samples. *(USA & Canada only)*

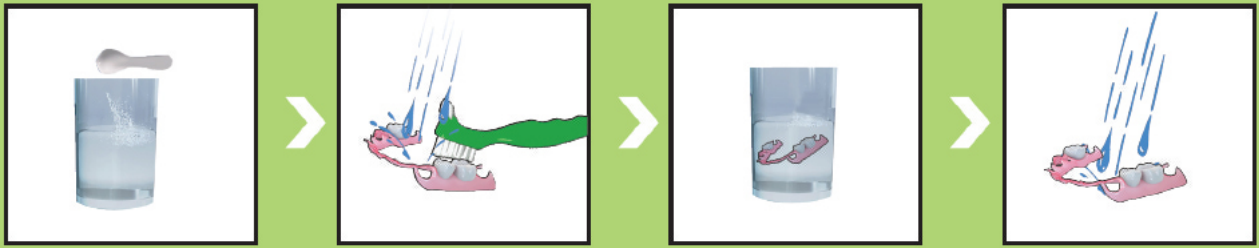

FAQ's

Can I prescribe a full denture made out of tcs® Unbreakable or iFlex?

No, tcs® Unbreakable and iFlex were specifically formulated for removable partial dentures.

Are TCS thermoplastics FDA cleared and CE marked?

Yes, TCS thermoplastics are both FDA cleared and CE marked.

Is tcs® Unbreakable really unbreakable?

Yes, tcs® Unbreakable has a lifetime warranty against breakage. Extensive testing and clinical history has validated that tcs® Unbreakable will not break under proper use of the restoration.

Is iFlex also unbreakable?

iFlex is clinically proven to be break resistant under normal use.

patient's mouth, tcs® Unbreakable and iFlex partials can usually be modified rather than replaced.

Do the abutment teeth need preparation?

No tooth preparation is necessary when prescribing TCS partials. The unique characteristics of these materials utilize tissue undercuts and portions of abutment teeth for retention. However, tooth preparation may be necessary for rest seats & combination cases.

What about adding teeth and/or clasps?

Teeth and/or clasps can be added to tcs® Unbreakable & iFlex. *View page 16, "Preparation for Adding Teeth" for detailed instructions.*

Can TCS partials be relined chairside?

No, this is a laboratory procedure.

Are TCS partials recommended for immediate cases?

No; due to recession, allow 8 to 10 weeks healing time prior to prescribing a TCS restoration.

What type of impression material should be used?

TCS recommends a lightweight alginate material for impression taking, however, irreversible hydrocolloid, polyvinyl siloxane and polyether impressions are also suitable.

How long will a TCS partial last?

TCS partials are designed to last a lifetime. Should modifications be needed as time goes by due to natural changes in the

Can TCS partials be relined?

In most cases where an overall reline is needed, the case is jumped into a new base. This is a laboratory procedure. *View page 16, "Preparation for a Rebase."*

Do I need special tools to adjust TCS partials?

tcs® Unbreakable- Green Mounted Stone and Rubber Points.
iFlex- Traditional Carbide Burs and Rubber Points. *View page 14 & 15 , "Adjustment Techniques."*

Can TCS partials be used in combination with metal?

Yes, and is sometimes recommended. *View page 10, "Indications and Contraindications."*

Does tcs® Unbreakable or iFlex bond with acrylic?

Neither tcs® Unbreakable nor iFlex bond with acrylic. The bond between the teeth and the base material is mechanical.

Are there any special instructions I should give my patients for the proper care of TCS partials?

View page 17, "Care for TCS Partials" for optimal patient maintenance. We offer free patient education brochures full of helpful information for your patients. Additionally, you should receive a free sample of tcs® Concentrated Dental Appliance Cleaner (1-week sample) with every TCS partial you receive from your lab.

How do I know that I received a genuine tcs® Unbreakable and/or iFlex partial?

You should ask for tcs® Unbreakable and/or iFlex by name on the prescription and the laboratory that you are using should be trustworthy. Additionally, to ensure that you are receiving a genuine TCS partial, be sure your appliance is received in a TCS branded plastic bag along with a TCS patient care pamphlet, *tcs® Concentrated Dental Appliance Cleaner sample, and that TCS and/or iFlex is indicated on the bill. *USA and Canada

Insurance Codes:

D5211 Upper / D5212 Lower

What is the difference between tcs® Unbreakable and iFlex?

Although tcs® Unbreakable and iFlex are very similar and are used for the same indications, there are some differences to be mentioned.

tcs® Unbreakable is a nylon based material, this technology has been used for flexible partials for over 60 years, it is a durable material that is guaranteed unbreakable under normal usage. iFlex is a newer technology, having been launched in 2012, it is a polyolefin based material, it is also a durable, though not quite as durable as tcs® Unbreakable, however it is clinically unbreakable under normal usage. iFlex is easier to adjust and more translucent than tcs® Unbreakable. Both materials, formulated specifically for removable flexible partials are aesthetic, functional and extremely comfortable for the patient.

It is simply a matter of preference by you and the dental laboratory technician.

What is the difference between TCS and other brands?

Natural shades, durability, functionality, resistant to stains and odors, patient comfort, quality and so many other reasons. *View page 4 & 5, "Why Choose TCS."*

Does a lab have to be certified to offer TCS?

No, many high quality laboratories do not participate in our certification program. However, laboratories that do participate have gone through the application process and either taken advanced courses and/or demonstrated mastery working with thermoplastic restorations.

Oral Arts Dental Lab
1-800-354-2075

TCS, Inc.
2619 Lime Ave. Signal Hill, CA 90755
Toll Free: (866) 426-2970 • Phone: (562) 426-2970 • Fax: (562) 426-5154
info@tcsdentalinc.com • www.tcsdentalinc.com • www.tcsfresh.com (for patients)